














**THE FULL LIST OF ACTIVITIES
FOR AT HOME
FOR TODDLERS AND
PRESCHOOLERS**



Locks and Keys	Around 13 months +	<ul style="list-style-type: none"> • A lock and key with the key strongly attached to a string 	<ul style="list-style-type: none"> • Activities for eye-hand coordination 	
Slotted Box with Chips	Around 13 months +	<ul style="list-style-type: none"> • A box with a slot cut into it • Latch on box adds a challenge for the fingers • Examples of posting items are large coins, small letters (laminated), and poker chips • Use a tray to hold slotted box and basket of posting items 	<ul style="list-style-type: none"> • Refinement of eye-hand coordination and grasp 	
Table wiping	Once a child can walk	<ul style="list-style-type: none"> • A tray or basket with a sponge/drying mitt • A supply of replacement drying mitts 	<ul style="list-style-type: none"> • Care of environment 	
TODDLER 14/16 MONTHS TO 3 YEARS				
Age	Activity name	Description	Area of development	
14 months +	Objects with Identical Cards for matching	<ul style="list-style-type: none"> • Classified sets of objects that have matching cards • Identical pictures where the object can be put on top and completely cover it, identical in size and colour if possible 	<ul style="list-style-type: none"> • Aids language development • Helps a child move from 3D object to a 2D representation 	





<p>14 months +</p>	<p>Objects with Similar Cards for matching</p>	<ul style="list-style-type: none"> • Classified sets of objects that have matching cards • Similar pictures where the object can be put on top and completely cover it, identical in size and colour if possible 	<ul style="list-style-type: none"> • Aids language development • With similar cards, allows the child to extract the essence of the object 	
<p>14 months +</p>	<p>Wooden Box with Sliding Lid</p>	<ul style="list-style-type: none"> • Box with a sliding lid, object inside, changed regularly 	<ul style="list-style-type: none"> • Refinement of eye-hand coordination and grasp 	
<p>14 months +</p>	<p>Box with Bins</p>	<ul style="list-style-type: none"> • A wooden box with three bins that open out • Three different objects, placed in each bin 	<ul style="list-style-type: none"> • Refinement of eye-hand coordination and grasp • To exercise the wrist motion 	





14 Months+	Mail box	<ul style="list-style-type: none"> • Boxes for posting different shapes and sizes • Basic set with a single shape, eg, one lid with a circle, one with a square, one with a triangle, and one with a rectangle • More challenging, eg, two shapes cut out of one lid then even more challenging, eg, four shapes cut out of lid 	<ul style="list-style-type: none"> • Refinement of eye-hand coordination and grasp • Introduction to, and naming of, geometric solids 	 
14 Months+, walking steadily	Watering plants	<ul style="list-style-type: none"> • Tray (to protect shelf) • Small watering can • A small container with a small piece of sponge • A plant 	<ul style="list-style-type: none"> • Care of environment 	
14 Months+	Undressing, Dressing and Storing Clothes	<ul style="list-style-type: none"> • Putting on their own coat, shoes, clothing and hanging them on a hook or in a basket 	<ul style="list-style-type: none"> • Care of self 	
14 Months+	Handwashing at sink	<ul style="list-style-type: none"> • Use a bar of soap or liquid soap • Towel 	<ul style="list-style-type: none"> • Care of self 	




14 Months+	Wiping the nose	<ul style="list-style-type: none"> • Tissues - can be cut in half and folded • A mirror • A small garbage bin, with swinging lid • Show them how to wipe the mucous on your own nose; then allow them to wipe their nose 	<ul style="list-style-type: none"> • Care of self 	
14 Months+	Brushing teeth	<ul style="list-style-type: none"> • Bathroom sink • Someplace to store toothbrush • Toothbrush • Toothpaste • Allow child to first brush their teeth; then offer to finish for them 	<ul style="list-style-type: none"> • Care of self 	
14 Months+	Dressing frame: velcro	<ul style="list-style-type: none"> • A wooden frame, two pieces of fabric fastened with velcro • To practise opening and closing velcro 	<ul style="list-style-type: none"> • Care of self 	
14/16 months	Climbing	Eg, climbing frames, poles, climbing wall, obstacle courses, trees	<ul style="list-style-type: none"> • Activities for gross motor movement 	
14/16 months	Pushing/Pulling	Eg, a wheelbarrow for pushing and a wagon for pulling	<ul style="list-style-type: none"> • Activities for gross motor movement 	
14/16 months	Brachiating - swinging by arms like a monkey	Eg, monkey bars, rings	<ul style="list-style-type: none"> • Activities for gross motor movement 	
14/16 months	Sliding	Ideally with large platform at top and wide enough for them to manage independently	<ul style="list-style-type: none"> • Activities for gross motor movement 	




14/16 months	Running	Eg, running tracks with arrows; a basket of balls and child carries ball from basket at end to basket at beginning of track	<ul style="list-style-type: none"> • Activities for gross motor movement 	
14/16 months	Jumping	Eg, jumping over a line flat on the floor; once jumping with both feet, can introduce something with elevation	<ul style="list-style-type: none"> • Activities for gross motor movement 	
14/16 months	Riding	Eg, balance bike or low-trike pushing feet on floor; then from 2½ years can introduce pedal tricycles	<ul style="list-style-type: none"> • Activities for gross motor movement 	
14/16 months	Balancing	Initially walking holding onto a wall in front of them; then walking forward on beam holding onto wall with one hand; then one foot on beam, one foot on ground (and then alternate feet so other foot is on beam etc); then can alter height or move beam away from wall; can also crawl on a wide balance beam	<ul style="list-style-type: none"> • Activities for gross motor movement 	
14/16 months	Swinging	Ideally seat low to ground so child can get on and off on his own and push himself. Can lie over seat and push feet or sit on seat and then backing up, lift feet and go.	<ul style="list-style-type: none"> • Activities for gross motor movement 	

14/16 months	Other movement possibilities	<ul style="list-style-type: none"> • Platform on semicircular base (a.k.a, therapy top) - very good for vestibular system and proprioceptive feedback • Y shaped tunnels made of natural elements or other • Labyrinths from box hedge • Sand pits • Ball swing • Gardening and composting • A cave made out of natural elements • Running water 	<ul style="list-style-type: none"> • Activities for gross motor movement 	
14 to 16 months +	Discs on Horizontal Dowel	<ul style="list-style-type: none"> • Straight horizontal dowel made of metal on a wooden base with one to three discs 	<ul style="list-style-type: none"> • Refinement of eye-hand coordination and grasp • To test crossing the midline • To work on wrist movements 	
14 to 16 months +	Discs on Serpentine Dowel	<ul style="list-style-type: none"> • Serpentine dowel made of metal on a wooden base with one to three discs 	<ul style="list-style-type: none"> • Refinement of eye-hand coordination and grasp • To test crossing the midline • To work on wrist movements 	

<p>Around 15/16 months +</p>	<p>Washing leaves</p>	<ul style="list-style-type: none"> • A little (leaf-shaped) dish with sponge cut to size inside dish • A tray to protect shelf from water 	<ul style="list-style-type: none"> • Care of environment 	
<p>Around 15/16 months +</p>	<p>Latches</p>	<ul style="list-style-type: none"> • A collection of latches attached to different furniture or doorways in a room, eg, latch with chain, hook latch, bar latch 	<ul style="list-style-type: none"> • Refinement of eye-hand coordination and grasp 	
<p>Around 15 to 18 months +</p>	<p>Hair brushing</p>	<ul style="list-style-type: none"> • Mirror • A tray on the table, to carry hairbrush • A dish with hair clips and hair bands 	<ul style="list-style-type: none"> • Care of self 	
<p>Around 15 to 18 months +</p>	<p>Three Pegs with Small Rings</p>	<ul style="list-style-type: none"> • Wooden square base with three pegs in primary colours • Three rings of each colour 	<ul style="list-style-type: none"> • Refinement of eye-hand coordination and grasp 	


<p>Around 16 to 18 months +</p>	<p>Clay</p>	<ul style="list-style-type: none"> • Plastic mat or special table with canvas covering for clay work • A lump of real mud clay (white/terracotta) wrapped in a damp cloth in a container OR white DAS clay OR playdough OR kinetic sand • Tools to sculpt with and cut 	<ul style="list-style-type: none"> • Art/Self expression 	
<p>16-18 months</p>	<p>Sweeping</p>	<ul style="list-style-type: none"> • Broom • You can use a sweeping guide to show where to collect the dirt • Dust pan and brush 	<ul style="list-style-type: none"> • Care of environment 	
<p>16-18 months</p>	<p>Dusting</p>	<ul style="list-style-type: none"> • Dusting cloth 	<ul style="list-style-type: none"> • Care of environment 	
<p>16-18 months</p>	<p>Mopping</p>	<ul style="list-style-type: none"> • Child sized mop or 'vileda' flat mop with washcloth attached • Hang mop on cleaning stand 	<ul style="list-style-type: none"> • Care of environment 	




16-18 months	Dusting plants	<ul style="list-style-type: none"> • A handmade plant duster made out of wool • Container to hold duster 	<ul style="list-style-type: none"> • Care of environment 	
16-18 months	Dressing frame: zipper	<ul style="list-style-type: none"> • A wooden frame, two pieces of fabric fastened with a zipper. • The fabric does not come apart - the zipper is attached at the bottom. • Metal ring can be placed on the zipper pull. • To practise using a zipper 	<ul style="list-style-type: none"> • Care of self 	
16 to 18 months +	Bead Stringing	<ul style="list-style-type: none"> • A piece of plastic tubing used as thread - easier to use initially as it allows the child to push a bit of thread through the bead • 5 or 6 wooden beads - can build to more beads • More challenging: a thicker string; bigger beads; a shoe string with small beads 	<ul style="list-style-type: none"> • Refinement of eye-hand coordination and grasp 	




18 months +	Flower arranging	<ul style="list-style-type: none"> • Collection of different vases • Doilies • Flowers - cut to length to be used • A tray with a lip • A small jug • A small funnel • A sponge • The child can pour water into the vase using the funnel and arrange on a table or shelf with the doily underneath 	<ul style="list-style-type: none"> • Care of environment 	
18 months +	Hanging up cloths	<ul style="list-style-type: none"> • Wet items of laundry - napkins, hand mitts, wash cloths, aprons • Washing line • Wooden dolly pegs 	<ul style="list-style-type: none"> • Care of environment 	
18 months +	Collecting debris and placing it on the compost pile	<ul style="list-style-type: none"> • Debris • Child-sized rake, dustpan and brush • A wheel barrow • A compost pile [compost bin optional] 	<ul style="list-style-type: none"> • Care of environment • Outdoor environment 	





<p>18 months +</p>	<p>Germinating seeds</p>	<ul style="list-style-type: none"> • Seeds - a small glass jar with a picture on the outside of what the seeds grow into. Choose seeds that will germinate quickly (peas, beans, corn, radishes, pumpkin, sunflowers) • Small pots - clay pots, newspaper pots, or peat pots • Small gardening hand tools - including trowel, rake • Apron • A small tray with a little dish • On window sill or near light source, have a small gardening tray and jug • Dirt - from outside or if necessary a tin of dirt 	<ul style="list-style-type: none"> • Care of environment 	
<p>18 months +</p>	<ul style="list-style-type: none"> • Other activities to take care of the outdoor environment 	<ul style="list-style-type: none"> • Sweeping • Raking • Digging • Scrubbing pavers, tables and benches • Watering plants • Collecting debris in wheelbarrow and taking to compost pile • Picking and grooming flowers • Planting a garden, vegetable garden or herb garden that then requires ongoing care 	<ul style="list-style-type: none"> • Care of environment 	




18 months + (able to carry a jug)	Handwashing	<ul style="list-style-type: none"> • Small basin for washing hands • Jug • Soap dish with small piece of soap • Apron • Washcloth - for drying hands • Mitt - to dry table • Discard bucket • Suitable for child wanting to repeat handwashing at sink 	• Care of self	
18 months +	Cleaning shoes	<ul style="list-style-type: none"> • A mat • Brush - a brush with handle or a toe-nail brush 	• Care of self	
18 months +	Setting table	<ul style="list-style-type: none"> • Help to set table with a basket for cutlery • Help to lay table cloth • Help to fold napkins • Help to make warm wash cloths 	• Food	
18 months +	Help to clear table	<ul style="list-style-type: none"> • Wipe face with warm wash cloth • Bring plate and cutlery to kitchen 	• Food	



18 months +	Preparing crackers	<ul style="list-style-type: none"> • Small spreaders • Small container with spread • Small box of crackers • Child spreads a small amount of spread onto the cracker and sits to eat • Can prepare standing or sitting 	• Food	
18 months +	Squeezing orange juice	<ul style="list-style-type: none"> • Orange juicer - look for a press or squeezer they can use independently • Jug to collect juice • Glass for drinking • Child can squeeze orange and bring the peel to the bin 	• Food	
18 months +	Cutting banana	<ul style="list-style-type: none"> • Banana prepared by cutting a slit at the top of the banana so child can peel off skin, strip by strip • A chopping board • A butter knife/non-serrated knife to cut banana • Child can bring peel to bin • Can place in bowl to serve on table 	• Food	




18 months +	Peeling and cutting apple	<ul style="list-style-type: none"> • A peeler • An apple cutter/corer • A chopping board • Child can peel apple by laying the apple on the board and peeling from top to bottom • The apple cutter is pushed from top to bottom to divide the apple in 8 segments and remove the core • Can place in bowl to serve on table 	<ul style="list-style-type: none"> • Food 	
18 months +	Pour a glass of water	<ul style="list-style-type: none"> • Access to a tap/small jug/water dispenser • Glass • Have a sponge and hand mitt ready for spills 	<ul style="list-style-type: none"> • Food 	
18 months +	Water colour painting	<ul style="list-style-type: none"> • Tray • Water colour tablet • Small jam jar with water • Brush • Cloth to wipe up spills • Underlay • Paper • Show child how to wet brush, put paint on brush, paint onto paper 		



18 months +	Sorting objects	<ul style="list-style-type: none"> • A dish with three sections and two different kinds of the same item, eg, shells, nuts, seed pods, geometric shapes - four of each kind 	<ul style="list-style-type: none"> • Works with refinement of tactile sense • Aids in classification abilities • Helps to develop stereognostic sense - the ability to feel around an object 	
18 months +	Vocabulary cards	<ul style="list-style-type: none"> • Sets of classified cards that somehow relate to the child's life • Start with simple classifications 	<ul style="list-style-type: none"> • Aids language development • To increase vocabulary 	
18 months +	Basket with Containers	<ul style="list-style-type: none"> • Basket of different containers with different opening possibilities, eg, a basket, bag, pouch etc 	<ul style="list-style-type: none"> • Refinement of eye-hand coordination and grasp 	



18 months +	Sewing	<ul style="list-style-type: none"> • In a basket or box <ul style="list-style-type: none"> - Scissors - Thread - A needle case with a blunt tapestry or embroidery needle - First sewing card is diagonal line on a square card with pre-punched holes; then holes in a square and circle shape; then tapestry forms or sewing buttons 	<ul style="list-style-type: none"> • Refinement of eye-hand coordination and grasp • To learn the practical skill of sewing • To practise precision and exactness 	
18 months - 22 months (depending on fine motor dexterity)	Dressing frame: buttons	<ul style="list-style-type: none"> • A wooden frame, two pieces of fabric attached with three large buttons • Buttonhole is vertical • To practise buttoning 	<ul style="list-style-type: none"> • Care of self 	
18 months - 22 months	Dressing frame: press studs	<ul style="list-style-type: none"> • A wooden frame, two pieces of fabric fastened with press studs 	<ul style="list-style-type: none"> • Care of self 	
18 months - 2 years	Table washing	<ul style="list-style-type: none"> • A tray with a bowl, soap, brush and sponge for scrubbing table 	<ul style="list-style-type: none"> • Care of environment 	

18 months - 2 years +	Mirror polishing	<ul style="list-style-type: none"> • A little container of non toxic polish • A rectangular sponge as an applicator • A finger mitt • An underlay to place items on 	<ul style="list-style-type: none"> • Care of environment 	
18 months - 2 years +	Wood polishing	<ul style="list-style-type: none"> • A container that is easy for the child to handle • A bottle of polish • Small dish • A finger mitt • Items to polish 	<ul style="list-style-type: none"> • Care of environment 	
18 months - 2 years +	Gluing	<ul style="list-style-type: none"> • A gluing box with space for brush, glue pot with small amount of glue, up to 6 large shapes, and paper to glue onto 	<ul style="list-style-type: none"> • Refinement of eye-hand coordination and grasp • To teach the practical skill of gluing • Refine movement of fingers 	



Around 2 years +	Washing dishes	<ul style="list-style-type: none"> • Some kind of table with two tubs • A dish brush with small handle or a small sponge • A small travel sized bottle of dishwashing detergent with small amount of liquid • A jug - plastic and transparent; can put strip on jug to show desired water level • Apron • A drying mitt • A hand drying cloth 	<ul style="list-style-type: none"> • Food 	
Around 2 years +	Drying dishes	<ul style="list-style-type: none"> • Lay the drying cloth on table, place bowl or glass on cloth; fold cloth into the bowl or glass; press; unfold 	<ul style="list-style-type: none"> • Food 	
Around 2 years +	Cleaning windows	<ul style="list-style-type: none"> • A spray bottle with 1 cup of water and ¼ cup of vinegar • A small squeegee • A piece of chamois 	<ul style="list-style-type: none"> • Care of environment 	


Around 2 years +	Washing cloths	<ul style="list-style-type: none"> • Some kind of table with two tubs • A small scrub board • A bar of soap • Soap dish • A jug • Two plastic baskets on either side of table on the floor • Apron • A drying mitt • A hand drying cloth 	<ul style="list-style-type: none"> • Care of environment 	
Around 2 years +	Use of scissors	<ul style="list-style-type: none"> • Pair of small scissors in scissors case • Handmade envelopes • Narrow strips of paper of index card weight - narrow strips allow the child to cut across the strip in one snip 	<ul style="list-style-type: none"> • Refinement of eye-hand coordination and grasp • To learn practical skill of cutting • To develop precise hand movements 	
Around 2 years +	Classified Stereognostic Bags (mystery bags)	<ul style="list-style-type: none"> • An attractive bag with 5 - 8 related objects • A bag you can't easily look in so child feels around the object <p>Examples</p> <ul style="list-style-type: none"> • Cooking implements - child sized spreader, cookie cutter, sieve, bamboo whisk, spatula • Bag made out of kimono containing Japanese items • Hair items • Gardening tools 	<ul style="list-style-type: none"> • To aid in the development of the stereognostic sense • To increase vocabulary 	

<p>Around 2 years +</p>	<p>General Stereognostic Bags</p>	<ul style="list-style-type: none"> • As above with unrelated objects 	<ul style="list-style-type: none"> • To aid in the development of the stereognostic sense • To increase vocabulary 	
<p>Around 2 years +</p>	<p>Stereognostic Bags with Paired Objects</p>	<ul style="list-style-type: none"> • As above with two of each object 	<ul style="list-style-type: none"> • To aid in the development of the stereognostic sense • To increase vocabulary 	
<p>Around 2 years - the child needs some language</p>	<p>The Questioning Exercise</p>	<ul style="list-style-type: none"> • Kinds of conversations that occurs any moment throughout the day, eg, when folding laundry, preparing food • An example: "Do you remember when we planted the basil and then it started growing?" "Where did we plant the basil seeds?" "What did we have to use to pick the basil?" • Done very naturally and conversationally 	<ul style="list-style-type: none"> • To use vocabulary he is developing • To broaden child's thinking, help them abstract information from his experiences, and verbalise it • Builds self confidence • Allows the adult to model language usage 	

2.5 years +	Polishing shoes	<ul style="list-style-type: none"> • Some kind of a container which everything fits in • A container of shoe polish (small amount) • Finger mitt for applying polish • Soft bristled brush • An underlay that covers the whole table • A shoe horn - if outdoor shoes worn • A piece of vinyl - if indoor shoes worn 	• Care of self	
2.5 years +	Dressing frame: buckles	<ul style="list-style-type: none"> • A wooden frame, two pieces of leather fastened with three or four buckles • To practise buckles 	• Care of self	
2.5 years +	Helping with baking	<ul style="list-style-type: none"> • Child can help measure ingredients • Stir ingredients • Sweep and clean up after baking 	• Food	
3+ YEARS - ACTIVITIES FOR AT HOME				
Age	Activity name	Description	Area of development	
3 years +	Help to unpack dishwasher	• Assist in unpacking the dishwasher	• Daily life	
3 years +	Help with recycling	• To sort recycling and bring it to container	• Daily life	
3 years +	Make bed (Pulling up a duvet)	• To make their own bed - duvet only	• Daily life	

3 years +	Use toilet independently	<ul style="list-style-type: none"> • Have a step stool and a smaller toilet seat available • OR use a potty 	<ul style="list-style-type: none"> • Daily life 	
3 years +	Assisting with more advanced cooking	<ul style="list-style-type: none"> • eg, helping to make lasagne 	<ul style="list-style-type: none"> • Food 	
3 years +	Feeding pets	<ul style="list-style-type: none"> • A small amount of fish food can be placed in an egg cup • Getting a dog water • Giving food to cat, hamster etc 	<ul style="list-style-type: none"> • Daily life 	
3 years +	Help to fold laundry and socks	<ul style="list-style-type: none"> • Take part in the clothes washing process 	<ul style="list-style-type: none"> • Daily life 	
3 years +	Helping to get ready for visitors	<ul style="list-style-type: none"> • Making beds • Clearing spaces/toys etc • Preparing meal 	<ul style="list-style-type: none"> • Daily life 	
3 years +	First board games	<ul style="list-style-type: none"> • Orchard by Haba • Shopping List and other games by Orchard Toys • Simple card games like snap • Games can be simplified depending on the age of the child 	<ul style="list-style-type: none"> • Turn taking • Understanding simple rules • Fun 	
3 years +	More difficult sewing, art and craft materials	<ul style="list-style-type: none"> • Cards with more complicated shapes, eg, heart • Sewing buttons • Sewing embroidery patterns • Sewing a cushion • Art projects with more than one step 	<ul style="list-style-type: none"> • Art/Self expression 	

3 years +	Exploration of world around us	<ul style="list-style-type: none"> • eg, nature collections, birds, animals, plants and trees 	<ul style="list-style-type: none"> • Botany • Cultural studies • Life sciences 	
3 years +	More refined threading, sorting	<ul style="list-style-type: none"> • A shoelace with small beads • A piece of wool with small pieces of straw using an embroidery needle 	<ul style="list-style-type: none"> • Eye-hand coordination • Refining the grasp 	
3 years +	Composition puzzles - 12+ pieces	<ul style="list-style-type: none"> • More difficult puzzles including layered puzzles and composition puzzles and puzzles with more pieces 	<ul style="list-style-type: none"> • Refinement of eye-hand coordination and pincer grasp • Develops the ability to recognise a background shape 	
3 years +	Hammering shapes in corkboard	<ul style="list-style-type: none"> • A corkboard • Wooden shapes • Small nails and hammer 	<ul style="list-style-type: none"> • Eye-hand coordination 	

3 years +	Prick work	<ul style="list-style-type: none"> • Felt underlay • Prick pen • Shape to prick • The child follows along the line until the shape can be removed 	<ul style="list-style-type: none"> • Refinement of eye-hand coordination and grasp 	
3 years +	Grading sizes of nuts and bolts	<ul style="list-style-type: none"> • A wood board with various sized holes • Nuts and bolts that fit in the holes in a container 	<ul style="list-style-type: none"> • Eye-hand coordination 	
3 years +	Stretching elastic bands in a grid board	<ul style="list-style-type: none"> • Using a geo board to stretch elastics - can make patterns or open ended 	<ul style="list-style-type: none"> • Eye-hand coordination 	
3 years +	I Spy	<ul style="list-style-type: none"> • If showing interest in sounds of letters • Use phonetic sounds of letters 	<ul style="list-style-type: none"> • Language development • Pre-reading skills 	

3 years +	Calendar	<ul style="list-style-type: none"> • Make your own simple calendar where the child can change the day, month, weather • Can add more details as the child gets older • There are some commercially available too 	<ul style="list-style-type: none"> • Time 	
3 years +	Lots of free play and outdoor play	<ul style="list-style-type: none"> • Allow time every day to be outdoors and unstructured time for the child to play 	<ul style="list-style-type: none"> • Daily life • Outdoor environment • Fun 	
3 years +	Wedgits	<ul style="list-style-type: none"> • Wedgits can be purchased - allows building in sequence and various patterns can be made 	<ul style="list-style-type: none"> • This is not a Montessori activity but something that would be suitable for the home environment 	
3 years +	Well selected building materials	<ul style="list-style-type: none"> • eg, lego, magnatiles 	<ul style="list-style-type: none"> • These are not a Montessori activity but something that would be suitable for the home environment 	

3 years +	Marble run	<ul style="list-style-type: none"> • There are beautiful wooden marble runs that the child can build themselves 	<ul style="list-style-type: none"> • This is not a Montessori activity but something that would be suitable for the home environment 	
4 years +	More difficult board games	<ul style="list-style-type: none"> • Animal Yahtzee • Sleeping Queens • Stratego Junior 	<ul style="list-style-type: none"> • Turn taking • Understanding simple rules • Fun 	
5 years +	More difficult board games	<ul style="list-style-type: none"> • Cluedo Junior, who ate the chocolate cake • Mastermind • Connect Four 	<ul style="list-style-type: none"> • Turn taking • Understanding simple rules • Fun 	